



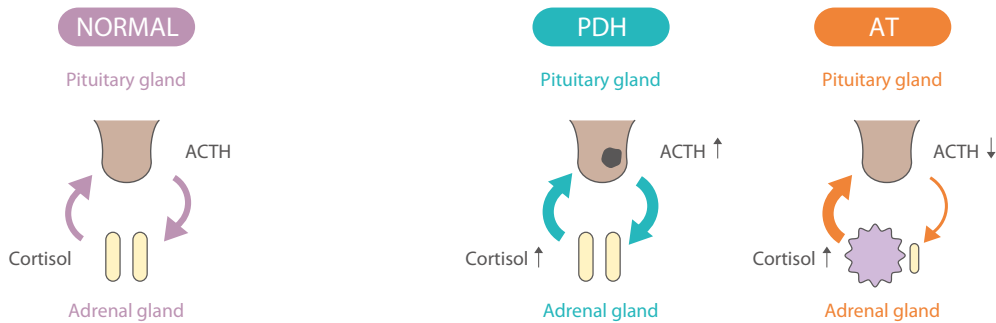
Cushing's Syndrome

A common hormonal disease in dogs

Cushing's syndrome occurs when there is excess cortisol hormone by the adrenal gland in the body. It is mostly common in dogs and uncommon in cats.

90% of most cases are caused by pituitary tumor which excessively secretes adrenocorticotropic hormone (ACTH). The ACTH stimulates the adrenal gland to excessively secrete cortisol. This type of Cushing's syndrome is called pituitary dependent hyperadrenocorticism (PDH).

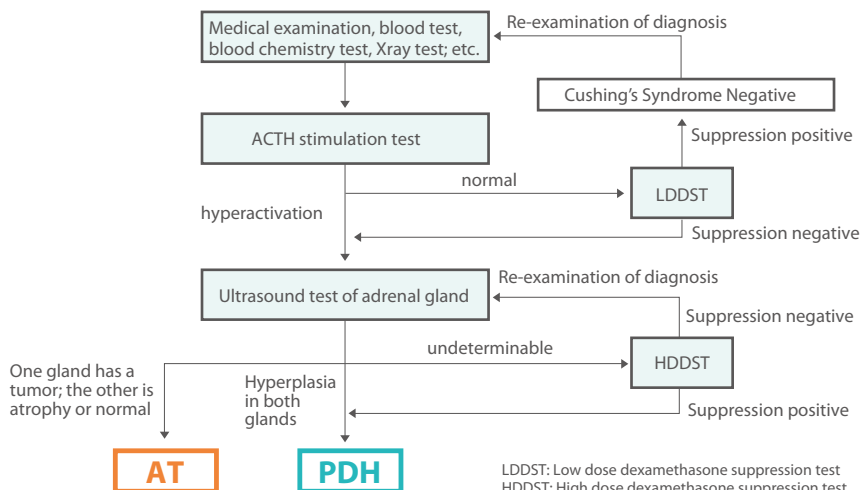
The remaining 10% is caused by adrenal tumor (AT) which causes the abnormal secretion of cortisol.



Clinical Symptoms

Excessive consumption of liquids, excessive secretion of urine, excessive eating, panting, abdominal bloating, hormonal hair loss, epidermal atrophy, liver enlargement, muscle atrophy, facial nerves paralysis

Cushing's syndrome is diagnosed after thorough medical examination, laboratory and physical tests. An example of diagnostic flow for Cushing's syndrome disease is shown.

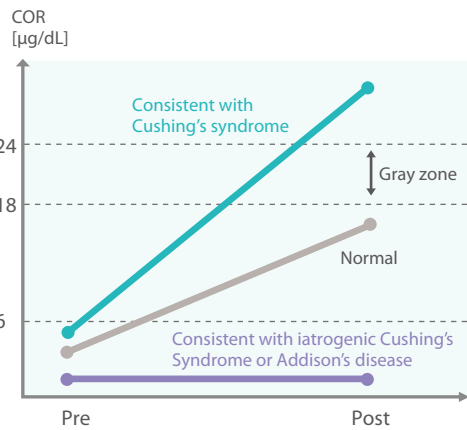


LDDST: Low dose dexamethasone suppression test
HDDST: High dose dexamethasone suppression test

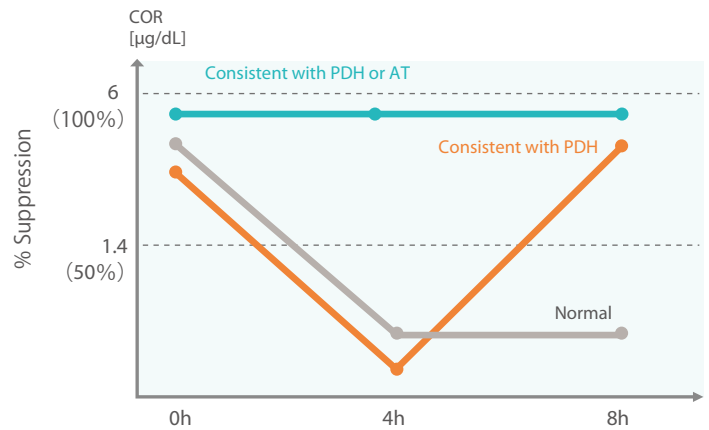
There are three screening test for Cushing's syndrome. Most commonly used is the ACTH stimulation test and the low dose dexamethasone suppression test (LDDST). In the ACTH stimulation test, a small dosage of ACTH is administered and the change of cortisol level is determined after a few hours. Dogs with Cushing's syndrome have relatively high cortisol levels. In this test, iatrogenic Cushing's syndrome or Addison's disease can also be determined.

In the low dose dexamethasone suppression test, a small dose of dexamethasone is administered to the dog and the extent of suppression is determined after 8 hours. The cortisol level of dogs with Cushing's syndrome do not decrease 8 hours after low dose dexamethasone intake.

ACTH Stimulation Test



Low Dose Dexamethasone Suppression Test



CORTISOL is an indispensable parameter in Cushing's syndrome diagnosis!

FUJI DRI-CHEM AU10V and v-COR



v-COR

DRI-CHEM
IMMUNO AU10V



In house cortisol test in 10 minutes!

Product Name	FUJIFILM article code
FUJI DRI-CHEM IMMUNO AU CARTRIDGE v-COR	16406880
Measurement time	10 min
Types of sample	Canine Plasma (dilution)/Serum
Sample volume	100µL/test
Dynamic Range	1.0 - 30.0 µg/dL (27.6 - 828.0 nmol/L) 1.0 - 50.0 µg/dL (27.6 - 1380.0 nmol/L) (with dilution)
Reagent Storage	2-8°C

FUJIFILM

FUJIFILM Corporation

26-30, NISHIAZABU 2-CHOME, MINATO-KU, TOKYO 106-8620, JAPAN
<http://www.fujifilm.com/>