

ClutchCutter

NEW

Therapeutic Forceps




FUJIFILM
Value from Innovation

► Incision, dissection and coagulation ...

ClutchCutter – your 3 in 1 ESD tool for efficient and safe therapeutic procedures

Features

- Toothed jaws – to grip the mucosa membrane securely and efficient
- Rotatable distal jaws – for a precise lesion approach
- Insulated outer edge – for a safe procedure without damaging tissue



Specifications

► DP2618DT ClutchCutter

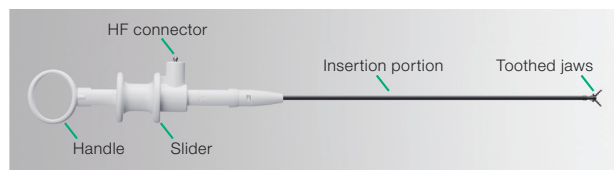
Product name	Single use Diathermic Slitter DP2618DT	
Identifier	-35-	-50-
Jaw length	3.5 mm	5.0 mm
Working length	1,800 mm	
Maximum diameter of insertion portion	2.7 mm	
Forceps channel diameter of compatible endoscope	2.8 mm or more	



ClutchCutter DP2618DT-35-



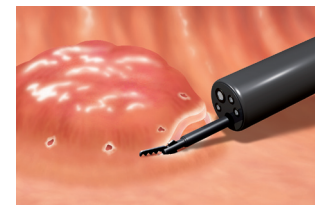
ClutchCutter DP2618DT-50-



ESD procedures

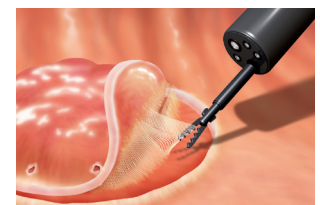
► **Incision**

Grip the mucous membrane by using the toothed jaws, lift up and start with the incision.



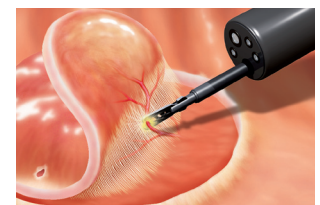
► **Dissection**

Grip and lift up the submucosa, look to confirm, and dissect.



► **Coagulation**

An efficient coagulation of bleeding spots is possible by using the high frequency jaws.



Specifications are subject to change without notice. 09/14